







Wheel:

WPSG 1603 2000



Technical data

Diameter		160 mm
Wheel width		40 mm
Hub length		60 mm
Wheel axle diameter		20 mm
Load capacity		160 kg
Weight		1 kg

Wheel

Pressed sheetsteel wheel with grey rubber tyre
(Shore A 85) and roller bearing