







Wheel:

WPPU 0802 7080



Technical data

Diameter		80 mm
Wheel width		35 mm
Hub length		42 mm
Wheel axle diameter		8 mm
Load capacity		175 kg
Weight		0.1 kg

Wheel

Polyamide wheel with polyurethane tyre

(Shore A 96) with one deep groove stainless steel ball bearing