







Wheel:

WPPM 2003 1000



## Technical data

Diameter		200 mm
Wheel width		50 mm
Hub length		60 mm
Wheel axle diameter		20 mm
Load capacity		200 kg
Weight		1.5 kg



## Wheel

Polypropylene wheel with black rubber tyre (Shore A 85) and plain bearing