







Wheel:

WPPM 1603 2001



Technical data

Diameter		160 mm
Wheel width		40 mm
Hub length		60 mm
Wheel axle diameter		20 mm
Load capacity		150 kg
Weight		1.1 kg

Wheel

Polypropylene wheel with black rubber tyre (Shore A 85) and roller bearing