







Wheel:

WPPM 1252 2001



Technical data

Diameter		125 mm
Wheel width		37.5 mm
Hub length		45 mm
Wheel axle diameter		15 mm
Load capacity		100 kg
Weight		0.5 kg

Wheel

Polypropylene wheel with black rubber tyre (Shore A 85) and roller bearing