







Wheel:

WPPE 1603 5012 (Ecoforma)



## Technical data

Diameter		160 mm
Wheel width		40 mm
Hub length		64 mm
Wheel axle diameter		12 mm
Load capacity		200 kg
Weight		0.475 kg

## Wheel

Dark grey Polypropylene wheel with grey rubber tyre

(Ecoforma, Shore A 65 - 70)