







Wheel:

WPPB 1002 2001



## Technical data

Diameter		100 mm
Wheel width		35 mm
Hub length		40 mm
Wheel axle diameter		12 mm
Load capacity		150 kg
Weight		0.3 kg

## Wheel

Polyamide wheel with blue rubber tyre

(Shore A 70) with roller bearing