







Wheel:

WHPN 2503 6443



Technical data

Diameter		250 mm
Wheel width		50 mm
Hub length		64 mm
Wheel axle diameter		20 mm
Load capacity		1000 kg
Weight		1.2 kg

Wheel

Polyamide wheel with two deep groove ball bearings