







Wheel:

WHPH 2503 6553



## Technical data

Diameter		250 mm
Wheel width		50 mm
Hub length		64 mm
Wheel axle diameter		25 mm
Load capacity		2500 kg
Weight		2.3 kg

## Wheel

Polyamide wheel with two sealed deep groove ball bearings