







Wheel:

WHPG 1602 6553



## Technical data

Diameter		160 mm
Wheel width		40 mm
Hub length		64 mm
Wheel axle diameter		25 mm
Load capacity		175 kg
Weight		0.9 kg

## Wheel

Polyamide wheel with grey rubber tyre

(Shore A 85) and two deep groove ball bearings