







Wheel:

WHCS 2003 6662



Technical data

Diameter		200 mm
Wheel width		45 mm
Hub length		78 mm
Wheel axle diameter		30 mm
Load capacity		1200 kg
Weight		7.3 kg

Wheel

Single flanged wheel of chromium cast iron GG 25,
with two deep groove ball bearings