







Wheel:

WHCS 1253 6440



Technical data

Diameter		125 mm
Wheel width		40 mm
Hub length		57 mm
Wheel axle diameter		20 mm
Load capacity		900 kg
Weight		4.2 kg

Wheel

Single flanged wheel of chromium cast iron GG 25,
with two deep groove ball bearings