







Wheel:

WHCN 1003 6151



## Technical data

Diameter		100 mm
Wheel width		40 mm
Hub length		45 mm
Wheel axle diameter		15 mm
Load capacity		250 kg
Weight		1.5 kg

## Wheel

Cast iron wheel with two deep groove ball bearings