













Swivel castor:

JXPU 1603 6443/B



## Technical data

Diameter		160 mm
Wheel width		50 mm
Hub length		64 mm
Height		195 mm
Offset		55 mm
Wheel axle diameter		20 mm
Top plate dimensions		135 x 112 mm
Top plate hole diameter		11 mm
Dist. between holes		105 x 75,80 mm
Brake swivel radius		145 mm
Load capacity		410 kg
Weight		3.2 kg

## Technical description

Swivel fork of deep drawn stainless steel with wheel brake.

Swivelhead with sealed precision ball bearing, grease nipple

and O-ring seal. In case of extreme conditions

(like frequent jet cleaning) maintenance by relubrication

is necessary



## Wheel

Polyamide wheel with polyurethane tyre

(Shore A 96) with two deep groove ball bearings