













# Swivel castor: JXPN 1002 6123



## Technical data

Diameter		100 mm
Wheel width		35 mm
Hub length		45 mm
Height		130 mm
Offset		40 mm
Wheel axle diameter		12 mm
Top plate dimensions		105 x 85 mm
Top plate hole diameter		9 mm
Dist. between holes		80 x 60 mm
Brake swivel radius		120 mm
Load capacity		250 kg
Weight		1.1 kg

## Technical description

Swivel fork of deep drawn stainless steel.  
Swivelhead with

sealed precision ball bearing, grease nipple and  
O-ring seal.

In case of extreme conditions (like frequent jet  
cleaning) maintenance

by relubrication is necessary



## Wheel

Polyamide wheel with two deep groove ball  
bearings