













# Swivel castor: JXPG 1001 1100



## Technical data

Diameter		100 mm
Wheel width		30 mm
Hub length		40 mm
Height		127 mm
Offset		33 mm
Wheel axle diameter		12 mm
Top plate dimensions		105 x 80 mm
Top plate hole diameter		9 mm
Dist. between holes		80 x 60 mm
Brake swivel radius		135 mm
Load capacity		70 kg
Weight		0.8 kg

## Technical description

Swivel fork of deep drawn stainless steel

Swivel bearing with double ball race



## Wheel

Polypropylene wheel with grey rubber tyre (Shore A 85) and plain bearing