












Swivel castor: JXPC 2002 6443



Technical data

Diameter		200 mm
Wheel width		50 mm
Hub length		64 mm
Height		235 mm
Offset		58 mm
Top plate dimensions		135 x 110 mm
Top plate hole diameter		11 mm
Dist. between holes		105 x 75,80 mm
Brake swivel radius		175 mm
Load capacity		250 kg
Weight		2.83 kg

Technical description

Swivel fork of deep drawn stainless steel

Swivel bearing with double ball race



Wheel

Dark grey Polypropylene wheel with grey antistatic rubber tyre

(Performa, Shore A 65 - 70) with two steel deep groove ball bearings