













## Swivel castor with wheel locking brake:

### JXPA 0802 5000/B



## Technical data

|                         |   |             |
|-------------------------|---|-------------|
| Diameter                |    | 80 mm       |
| Wheel width             |    | 35 mm       |
| Hub length              |    | 45 mm       |
| Height                  |    | 110 mm      |
| Offset                  |    | 35 mm       |
| Wheel axle diameter     |    | 8 mm        |
| Top plate dimensions    |    | 105 x 85 mm |
| Top plate hole diameter |   | 9 mm        |
| Dist. between holes     |  | 80 x 60 mm  |
| Brake swivel radius     |  | 120 mm      |
| Load capacity           |  | 180 kg      |
| Weight                  |  | 1.1 kg      |

## Technical description

Swivel fork of deep drawn stainless steel with wheel brake.

Swivelhead with sealed precision ball bearing, grease nipple

and O-ring seal. In case of extreme conditions

(like frequent jet cleaning) maintenance by relubrication

is necessary



## Wheel

Polyamide wheel with polyurethane tyre

(Shore A 92) and one deep groove ball bearing