









Swivel castor:

394a 29G125r EPD

On request



## Technical data

Diameter		125 mm
Tread width		30 mm
Height		162,5 mm
Offset		44 mm
Top plate dimensions		77x67 mm
Top plate hole diameter		8,5 mm
Dist. between holes		61x51/57x48 mm
Load capacity		100 kg

## Technical description

stainless steel housing

swivel bearing with double ball race

ball bearings of stainless steel

sealing ring



## Wheel

thermoplastic elastomer tyre (TPE) iron grey RAL 7011 (Shore A 80)

plastic wheel centre silver grey RAL7001

without thread guard

plain bearing

Contact discoloration on unsealed grounds possible!>>