












# Swivel castor: JTPR 1252 5100



## Technical data

Diameter		125 mm
Wheel width		40 mm
Hub length		50 mm
Height		156 mm
Offset		42.5 mm
Top plate dimensions		105 x 86 mm
Top plate hole diameter		9 mm
Dist. between holes		80/77 x 60 mm
Brake swivel radius		120 mm
Load capacity		180 kg
Weight		1.32 kg

## Technical description

Swivel fork of deep drawn zinc-coated steel Swivel bearing with double ball raceways and sealing an extra sturdy

plate (4 mm) and fork legs (3.5 mm) for even higher load capacity



## Wheel

Dark grey Polypropylene wheel with a blue elastic rubber tyre (Performa, Shore A 65-70) with one deep groove ball bearing