










Swivel castor: JTPC 1255 7000



Technical data

Diameter		125 mm
Wheel width		40 mm
Hub length		50 mm
Height		151 mm
Offset		42.5 mm
Bolt hole diameter		12 mm
Brake swivel radius		120 mm
Load capacity		120 kg
Weight		1.2 kg

Technical description

Swivel fork of deep drawn zinc-coated steel Swivel bearing with double ball raceways and sealing an extra sturdy

plate (4 mm) and fork legs (3.5 mm) for even higher load capacity



Wheel

Dark grey Polypropylene wheel with grey antistatic rubber tyre

(Performa, Shore A 65 - 70) with one stainless steel deep groove ball bearing