











Swivel castor:

JTPB 1005 2001



## Technical data

Diameter		100 mm
Wheel width		38 mm
Hub length		48 mm
Height		125 mm
Offset		40 mm
Wheel axle diameter		15 mm
Bolt hole diameter		12 mm
Brake swivel radius		134 mm
Load capacity		160 kg
Weight		1.2 kg

## Technical description

Swivel fork of deep drawn zinc-coated steel Swivel bearing with double ball raceways and sealing an extra sturdy

plate (4 mm) and fork legs (3.5 mm) for even higher load capacity

