






Swivel castor with total brake mounted behind:

367h 32C200b ZR



Technical data

Diameter		200 mm
Tread width		32 mm
Height		235 mm
Offset		61 mm
Load capacity		120 kg

Technical description

sheet steel metal housing
zinc passivated
swivel bearing with double ball race
protected from dust and water spray with plastic seal
also available with plate PD (77x67 mm)
also available with bolt hole LC (10,2 mm)
on inquiry also available with fixing pin Z622 (28x45 mm)



Wheel

solid rubber tyre blue-grey (Shore A 80)
sheet steel metal rim zinc passivated
metal thread quard
flange bearing