













Swivel castor:

JSPM 0802 6121



## Technical data

Diameter		80 mm
Wheel width		25 mm
Hub length		45 mm
Height		110 mm
Offset		35 mm
Wheel axle diameter		12 mm
Top plate dimensions		105 x 85 mm
Top plate hole diameter		9 mm
Dist. between holes		80 x 60 mm
Brake swivel radius		120 mm
Load capacity		50 kg
Weight		0.9 kg

## Technical description

Swivel fork of deep drawn zinc-coated steel  
Swivelhead with sealed precision ball bearing and a grease nipple



## Wheel

Polyamide wheel with black rubber tyre  
(Shore A 85) and two deep groove ball bearings