













Swivel castor with wheel locking brake:

JSPG 1252 6153/B



## Technical data

Diameter		125 mm
Wheel width		35 mm
Hub length		45 mm
Height		160 mm
Offset		50 mm
Wheel axle diameter		15 mm
Top plate dimensions		105 x 85 mm
Top plate hole diameter		9 mm
Dist. between holes		80 x 60 mm
Brake swivel radius		120 mm
Load capacity		120 kg
Weight		1.5 kg

## Technical description

Swivel fork of deep drawn zinc-coated steel with wheel brake. Swivelhead with sealed precision

ball bearing and a grease nipple



## Wheel

Polyamide wheel with grey rubber tyre

(Shore A 85) and two deep groove ball bearings