






Swivel castor:

367a 32C100b ZR



## Technical data

Diameter		100 mm
Tread width		30 mm
Height		132 mm
Offset		41,5 mm
Load capacity		80 kg

## Technical description

sheet steel metal housing

zinc passivated

swivel bearing with double ball race

protected from dust and water spray with plastic seal

also available with plate PD (77x67 mm)

also available with bolt hole LC (10,2 mm)

on inquiry also available with fixing pin Z622 (28x45 mm)



## Wheel

solid rubber tyre blue-grey (Shore A 80)

sheet steel metal rim zinc passivated

metal thread quard

flange bearing