








Swivel castor with total brake mounted behind:

367h 32C125b Z522



Technical data

Diameter		125 mm
Tread width		32 mm
Height		157,5 mm
Offset		43,5 mm
Stem size		24x45 M8/19 mm
Load capacity		100 kg
Weight		1275 g

Technical description

sheet steel metal housing
zinc passivated
swivel bearing with double ball race
protected from dust and water spray with plastic seal
also available with plate PD (77x67 mm)
also available with bolt hole LC (10,2 mm)
on inquiry also available with fixing pin Z622 (28x45 mm)



Wheel

solid rubber tyre blue-grey (Shore A 80)
sheet steel metal rim zinc passivated
metal thread guard
flange bearing