







Swivel castor with total brake mounted behind:

367h 32C100b Z522



Technical data

Diameter		100 mm
Tread width		30 mm
Height		133 mm
Offset		41,5 mm
Stem size		24x45 M8/19 mm
Load capacity		80 kg

Technical description

sheet steel metal housing
zinc passivated
swivel bearing with double ball race
protected from dust and water spray with plastic seal
also available with plate PD (77x67 mm)
also available with bolt hole LC (10,2 mm)
on inquiry also available with fixing pin Z622 (28x45 mm)



Wheel

solid rubber tyre blue-grey (Shore A 80)
sheet steel metal rim zinc passivated
metal thread guard
flange bearing