











# Swivel castor: JPSM 1255 2001



## Technical data

Diameter		125 mm
Wheel width		37.5 mm
Hub length		45 mm
Height		154 mm
Offset		41 mm
Wheel axle diameter		15 mm
Bolt hole diameter		12.3 mm
Brake swivel radius		138 mm
Load capacity		120 kg
Weight		1.2 kg

## Technical description

Swivel fork of deep drawn zinc-coated steel,  
swivel bearing with double ball race way  
and sealring (excluded the bolt hole fixing plate)



## Wheel

Pressed sheetsteel wheel with black rubber tyre  
(Shore A 85) and roller bearing