










# Swivel castor: JPPC 1255 7000



## Technical data

Diameter		125 mm
Wheel width		40 mm
Hub length		50 mm
Height		156 mm
Offset		41 mm
Bolt hole diameter		12 mm
Brake swivel radius		138 mm
Load capacity		150 kg
Weight		0.79 kg

## Technical description

Swivel fork of deep drawn zinc-coated steel,  
swivel bearing with double ball race way  
and sealing (excluded the bolt hole fixing plate)



## Wheel

Dark grey Polypropylene wheel with grey  
antistatic rubber tyre

(Performa, Shore A 65 - 70) with one stainless  
steel deep groove ball bearing