








Swivel castor with total brake mounted behind:

367h 32C200b ZPF



Technical data

Diameter		200 mm
Tread width		32 mm
Height		241 mm
Offset		61 mm
Top plate dimensions		95x70 mm
Top plate hole diameter		9 mm
Dist. between holes		75x45/72x52 mm
Load capacity		110 kg

Technical description

sheet steel metal housing
zinc passivated
swivel bearing with double ball race
protected from dust and water spray with plastic seal
also available with plate PD (77x67 mm)
also available with bolt hole LC (10,2 mm)
on inquiry also available with fixing pin Z622 (28x45 mm)



Wheel

solid rubber tyre blue-grey (Shore A 80)
sheet steel metal rim zinc passivated
metal thread guard
flange bearing