










Swivel castor with total brake mounted behind:

367h 32C125b ZPF



## Technical data

Diameter		125 mm
Tread width		32 mm
Height		162,5 mm
Offset		43,5 mm
Top plate dimensions		95x70 mm
Top plate hole diameter		9 mm
Dist. between holes		75x45/72x52 mm
Load capacity		100 kg
Weight		1241 g

## Technical description

sheet steel metal housing
zinc passivated
swivel bearing with double ball race
protected from dust and water spray with plastic seal
also available with plate PD (77x67 mm)
also available with bolt hole LC (10,2 mm)
on inquiry also available with fixing pin Z622 (28x45 mm)



## Wheel

solid rubber tyre blue-grey (Shore A 80)
sheet steel metal rim zinc passivated
metal thread quard
flange bearing