












# Swivel castor: JFCV 3003 6100



## Technical data

Diameter		300 mm
Wheel width		57 mm
Hub length		57 mm
Height		353 mm
Offset		95 mm
Top plate dimensions		150 x 110 mm
Top plate hole diameter		10.5 mm
Dist. between holes		105 x 75,80 mm
Brake swivel radius		160 mm
Load capacity		1500 kg
Weight		12.55 kg

## Technical description

Heavy duty welded steel swivel fork. Swivel bearing with hardened race way, grease nipple and sealing.

To order a four-station directional lock see article number 2304-0612. Only for Diameter 125 to 250 mm.



## Wheel

Cast iron wheel with bonded-on Vulkollan tyre (Shore A 92) with two ball bearings