










Swivel castor:

367a 32C150b ZPF



Technical data

Diameter		150 mm
Tread width		32 mm
Height		189 mm
Offset		51 mm
Top plate dimensions		95x70 mm
Top plate hole diameter		9 mm
Dist. between holes		75x45/72x52 mm
Load capacity		110 kg
Weight		1551 g

Technical description

sheet steel metal housing
zinc passivated
swivel bearing with double ball race
protected from dust and water spray with plastic seal
also available with plate PD (77x67 mm)
also available with bolt hole LC (10,2 mm)
on inquiry also available with fixing pin Z622 (28x45 mm)



Wheel

solid rubber tyre blue-grey (Shore A 80)
sheet steel metal rim zinc passivated
metal thread quard
flange bearing