










Swivel castor:

JDPE 0755 1001



## Technical data

Diameter		75 mm
Wheel width		25 mm
Hub length		30 mm
Height		98 mm
Offset		28 mm
Bolt hole diameter		10,5 mm
Brake swivel radius		85 mm
Load capacity		60 kg
Weight		0.27 kg

## Technical description

Swivel fork of deep drawn zinc-coated steel

Swivel bearing with double ball race way  
and sealing



## Wheel

Polypropylene wheel with a grey rubber tyre  
(Shore A 85) with zincplated threadguards