












## Swivel castor with wheel locking brake:

JBPH 1253 6443/B



### Technical data

|                         |   |                |
|-------------------------|---|----------------|
| Diameter                |    | 125 mm         |
| Wheel width             |    | 50 mm          |
| Hub length              |    | 64 mm          |
| Height                  |    | 160 mm         |
| Offset                  |    | 50 mm          |
| Top plate dimensions    |    | 135 x 112 mm   |
| Top plate hole diameter |    | 11 mm          |
| Dist. between holes     |   | 105 x 75,80 mm |
| Brake swivel radius     |  | 145 mm         |
| Load capacity           |  | 1000 kg        |
| Weight                  |  | 3.15 kg        |

### Technical description

Swivel fork of deep drawn zinc-coated steel  
with wheel brake. Swivelhead with sealed precision

ball bearings and a grease nipple



### Wheel

Polyamide wheel with two deep groove ball bearings