








Swivel castor:

367a 29G125r Z522



## Technical data

|               |  |                   |
|---------------|--|-------------------|
| Diameter      |   | 125 mm            |
| Tread width   |   | 30 mm             |
| Height        |   | 157,5 mm          |
| Offset        |   | 43,5 mm           |
| Stem size     |   | 24x45<br>M8/19 mm |
| Load capacity |   | 100 kg            |
| Weight        |  | 884 g             |

## Technical description

sheet steel metal housing

zinc passivated

swivel bearing with double ball race

protected from dust and water spray with plastic seal

also available with plate PD (77x67 mm)

also available with bolt hole LC (10,2 mm)

on inquiry also available with fixing pin Z622 (28x45 mm)



## Wheel

thermoplastic elastomer tyre (TPE) iron grey RAL 7011 (Shore A 80)

plastic wheel centre silver grey RAL7001

without thread guard

plain bearing

Contact discoloration on unsealed grounds possible!>>