







Swivel castor with total brake mounted behind:

367h 29G125r ZLD



Technical data

| | | |
|--------------------|---|----------|
| Diameter |  | 125 mm |
| Tread width |  | 30 mm |
| Height |  | 155,5 mm |
| Offset |  | 43,5 mm |
| Bolt hole diameter |  | 12,2 mm |
| Load capacity |  | 100 kg |

Technical description

| |
|---|
| sheet steel metal housing |
| zinc passivated |
| swivel bearing with double ball race |
| protected from dust and water spray with plastic seal |
| also available with plate PD (77x67 mm) |
| also available with bolt hole LC (10,2 mm) |
| on inquiry also available with fixing pin Z622 (28x45 mm) |



Wheel

| |
|--|
| thermoplastic elastomer tyre (TPE) iron grey RAL 7011 (Shore A 80) |
| plastic wheel centre silver grey RAL7001 |
| without thread guard |
| plain bearing |
| Contact discoloration on unsealed grounds possible!>> |