













Fixed castor:

FTPU 1252 5000



Technical data

Diameter		125 mm
Wheel width		35 mm
Hub length		48 mm
Height		155 mm
Offset		42.5 mm
Wheel axle diameter		10 mm
Top plate dimensions		105 x 86 mm
Top plate hole diameter		9 mm
Dist. between holes		80/77 x 60 mm
Brake swivel radius		134 mm
Load capacity		250 kg
Weight		0.8 kg

Technical description

Rigid fork of zinc-coated sheet steel with an extra sturdy plate (4 mm) and fork legs (3.5 mm) for even higher load capacity



Wheel

Polyamide wheel with polyurethane tyre (Shore A 96) with one deep groove ball bearing