













Fixed castor:

FPPU 1603 2000



## Technical data

Diameter		160 mm
Wheel width		40 mm
Hub length		60 mm
Height		195 mm
Offset		60 mm
Wheel axle diameter		20 mm
Top plate dimensions		140 x 110 mm
Top plate hole diameter		11 mm
Dist. between holes		105 x 75,80 mm
Brake swivel radius		178 mm
Load capacity		300 kg
Weight		1.6 kg

## Technical description

Rigid fork of zinc-coated sheet steel



## Wheel

Polyamide wheel with polyurethane tyre

(Shore A 96) and roller bearing