













Fixed castor:

FPPU 1251 5000



## Technical data

Diameter		125 mm
Wheel width		30 mm
Hub length		48 mm
Height		156 mm
Offset		41 mm
Wheel axle diameter		10 mm
Top plate dimensions		105 x 85 mm
Top plate hole diameter		9.6 mm
Dist. between holes		80 x 60 mm
Brake swivel radius		138 mm
Load capacity		200 kg
Weight		0.8 kg

## Technical description

Rigid fork of zinc-coated sheet steel



## Wheel

Polyamide wheel with polyurethane tyre

(Shore A 96) with one deep groove ball bearing