













Fixed castor:

FPPM 1603 1000



## Technical data

Diameter		160 mm
Wheel width		40 mm
Hub length		60 mm
Height		195 mm
Offset		53 mm
Wheel axle diameter		20 mm
Top plate dimensions		135 x 110 mm
Top plate hole diameter		11 mm
Dist. between holes		105 x 75,80 mm
Brake swivel radius		178 mm
Load capacity		150 kg
Weight		1.7 kg

## Technical description

Rigid fork of zinc-coated sheet steel



## Wheel

Polypropylene wheel with black rubber tyre (Shore A 85) and plain bearing