












Swivel castor:

DTPN 1252 2100



## Technical data

Diameter		125 mm
Wheel width		35 mm
Hub length		50 mm
Height		155 mm
Offset		42.5 mm
Top plate dimensions		105 x 85 mm
Top plate hole diameter		9 mm
Dist. between holes		80/77 x 60 mm
Brake swivel radius		134 mm
Load capacity		250 kg
Weight		1.3 kg

## Technical description

Swivel fork of deep drawn zinc-coated steel

Swivel head with double ball race and sealing

with directional lock



## Wheel

Polyamide wheel with roller bearing