









Swivel castor with total brake mounted behind:

**BXPN 1005 7000**



## Technical data

Diameter		100 mm
Wheel width		35 mm
Hub length		42 mm
Height		128 mm
Offset		38 mm
Brake swivel radius		128 mm
Load capacity		150 kg
Weight		1 kg

## Technical description

Swivel fork of deep drawn stainless steel

Swivel bearing with double ball race and sealing  
with a total lock brake



## Wheel

Polyamide wheel with one sealed stainless steel  
deep groove ball bearing