










Swivel castor with total brake mounted behind:

**BXPF 1255 7000**



## Technical data

Diameter		125 mm
Wheel width		40 mm
Hub length		50 mm
Height		155 mm
Offset		38 mm
Bolt hole diameter		12 mm
Brake swivel radius		138 mm
Load capacity		180 kg
Weight		1.02 kg

## Technical description

Swivel fork of deep drawn stainless steel

Swivel bearing with double ball race and sealring  
with a total lock brake



## Wheel

Dark grey Polypropylene wheel with grey rubber tyre

(Performa, Shore A 65 - 70) with one deep groove ball bearing