










Swivel castor with total brake mounted behind:

**BXPC 1005 7000**



## Technical data

Diameter		100 mm
Wheel width		32 mm
Hub length		42 mm
Height		128 mm
Offset		38 mm
Bolt hole diameter		12 mm
Brake swivel radius		128 mm
Load capacity		120 kg
Weight		0.85 kg

## Technical description

Swivel fork of deep drawn stainless steel

Swivel bearing with double ball race and sealring  
with a total lock brake



## Wheel

Dark grey Polypropylene wheel with grey antistatic rubber tyre

(Performa, Shore A 65 - 70) with one stainless steel deep groove ball bearing