












Swivel castor with total brake mounted behind:

**BXPC 1001 7100**



## Technical data

Diameter		100 mm
Wheel width		32 mm
Hub length		42 mm
Height		128 mm
Offset		38 mm
Top plate dimensions		105 x 85 mm
Top plate hole diameter		9.6 mm
Dist. between holes		80 x 60 mm
Brake swivel radius		128 mm
Load capacity		120 kg
Weight		0.77 kg

## Technical description

Swivel fork of deep drawn stainless steel

Swivel bearing with double ball race and sealring

with a total lock brake



## Wheel

Dark grey Polypropylene wheel with grey antistatic rubber tyre

(Performa, Shore A 65 - 70) with one stainless steel deep groove ball bearing