













Swivel castor with total brake mounted behind:

**BPSG 1603 2101**



## Technical data

|                         |   |                |
|-------------------------|---|----------------|
| Diameter                |    | 160 mm         |
| Wheel width             |    | 40 mm          |
| Hub length              |    | 60 mm          |
| Height                  |    | 195 mm         |
| Offset                  |    | 53 mm          |
| Wheel axle diameter     |    | 20 mm          |
| Top plate dimensions    |    | 135 x 110 mm   |
| Top plate hole diameter |   | 11 mm          |
| Dist. between holes     |  | 105 x 75,80 mm |
| Brake swivel radius     |  | 178 mm         |
| Load capacity           |  | 160 kg         |
| Weight                  |  | 3.2 kg         |

## Technical description

Swivel fork of deep drawn zinc-coated steel,

swivel bearing with double ball race way and sealing (excluded the bolt hole fixing plate) with a total lock brake



## Wheel

Pressed sheetsteel wheel with grey rubber tyre

(Shore A 85) and roller bearing