






Swivel castor with directional lock:

357r 32C150b ZR

On request



Technical data

Diameter		150 mm
Tread width		32 mm
Height		183,5 mm
Offset		38 mm
Load capacity		110 kg

Technical description

sheet steel metal housing

swivel bearing with double ball race

zinc passivated

also available with plate PD (77x67 mm) and bolt hole LC (11 mm)



Wheel

solid rubber tyre blue-grey (Shore A 80)

sheet steel metal rim zinc passivated

metal thread guard

flange bearing