






Swivel castor with total brake mounted behind:

357h 32C150b ZR



## Technical data

|               |   |          |
|---------------|---|----------|
| Diameter      |  | 150 mm   |
| Tread width   |  | 32 mm    |
| Height        |  | 183,5 mm |
| Offset        |  | 38 mm    |
| Load capacity |  | 110 kg   |

## Technical description

sheet steel metal housing

swivel bearing with double ball race

zinc passivated

also available with plate PD (77x67 mm) and bolt hole LC (11 mm)



## Wheel

solid rubber tyre blue-grey (Shore A 80)

sheet steel metal rim zinc passivated

metal thread guard

flange bearing